

Annual Report 2018



Letter from our Co-Founders

Dear Friends,

As another year comes to a close, we are reflecting on ways to elevate the voices of those we serve. In that vein, this year we'd like to dedicate this opening letter to those voice, in their words:

"Soccer is family. We can **feel safe** here because we have support. I love Soccer Without Borders!" Zhully, SWB Participant, Oakland

"The best things I would like to describes about SWB is it makes people **feel happy** whenever they don't have a good mood - soccer makes them happy." SWB Participant, Colorado

"English class helped me so much in **speaking in English** well at home and with my friends. In life skills [class], I learned new topics that I didn't know [before] like Goal Setting and WASH." Dan, SWB participant, Uganda

"Given the divisiveness I see daily, it has been such a rewarding experience to work with bright, motivated and energetic kids from different countries and backgrounds on and off the soccer field to build a **stronger and more inclusive community**" - SWB Volunteer, Boston

In the year ahead, we will continue to protect safe spaces, create happy moments, build avenues for learning, mobilize stronger communities, and inspire bigger dreams. Thank you for being a part of our journey in 2018 and beyond.

With gratitude,

Ben Gucciardi & Mary Connor



In FY18, we launched our 7th SWB hub region in Seattle, WA, USA. Soccer Without Borders Seattle found a home at the Seattle World School, a middle and high school specifically for newcomer refugee and immigrant youth, while also launching its first refugee community camp in partnership with World Relief and Coalition of Refugees from Burma.

"For me, the team is more than a sport, it's like a love, a passion, a way of life, a feeling you can't measure." Lorenzo, participant SWB Seattle

By The Numbers

7,067



Girls participants
864



Female coaches
43%



Program sites
21




Core program hours
14,705

Total participants
2,347



Countries represented
68



Alumni coaches
9



Teams
59



Core participant hours
248,883

Total core program participants



Languages spoken
54



Volunteers
432



Events
4,544



Coach:Participant ratio
1:10

Breaking Barriers

We work to eliminate and reduce barriers to make our program accessible and inclusive of all participants, regardless of cultural background, soccer experience, or socio-economic status.

Access & Inclusion:

- 2,170 pieces of equipment to participants
- \$18,874 of league & tournament registration fees covered
- 5,354 miles of free transportation provided

Academic Advancement:

27 participants at SWB Uganda were supported to enroll in Uganda's formal education system for the first time

Social Capital:

- 93% of participants reported that they made new friends from other cultures
- 90% of participants reported that they accept people who are different from them

Long-term Investment:

76% of SWB participants were retained from the school year 16-17 to 17-18

Compare to: According to the National Alliance for Youth Sports, 70% of youth in the U.S. stop playing organized sports by the age of 13. That number is likely much higher for newcomer youth.

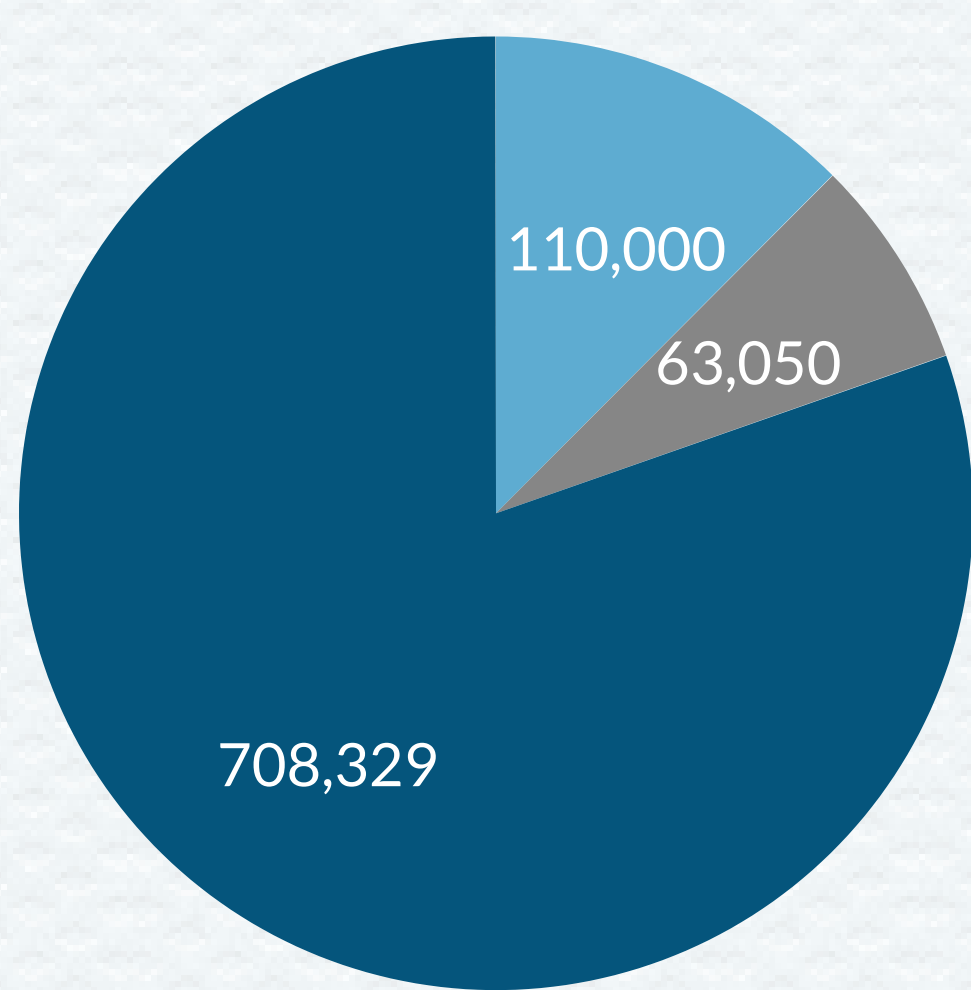
Healthy lifestyles: 92% of youth reported that SWB helps them to be healthy.

Language Development:

- 97% of participants reported speaking a language other than English at home
- 90% reported feeling comfortable speaking English at SWB

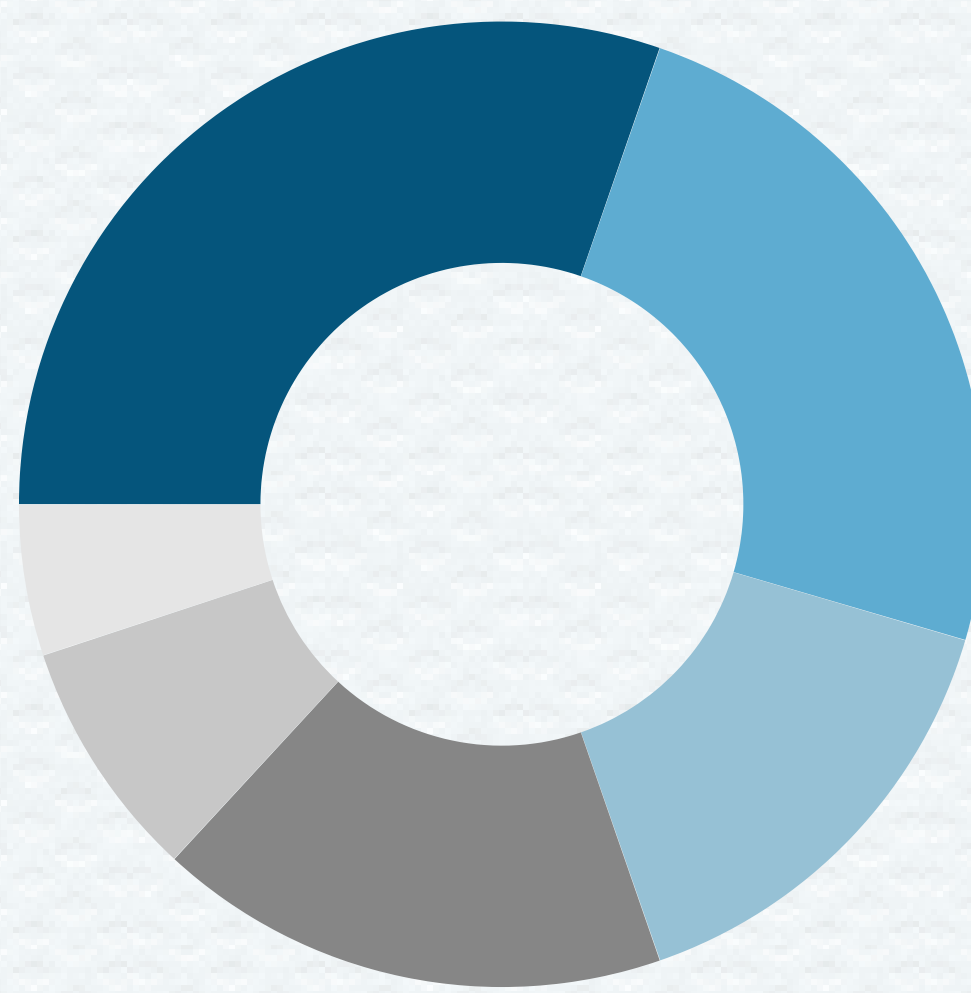
Total Net Assets: \$881,379

Expenses: \$1,574,950



Direct Program:	\$1,753,703
Fundraising:	\$87,578
Administration:	\$114,530

Revenues: \$1,756,570



Foundations
30% : \$532,050

Individual
15% : \$266,478

Earned/Events
8% : \$147,334

Government
24% : \$426,043

Corporate
17% : \$298,933

In-Kind
5% : \$85,730